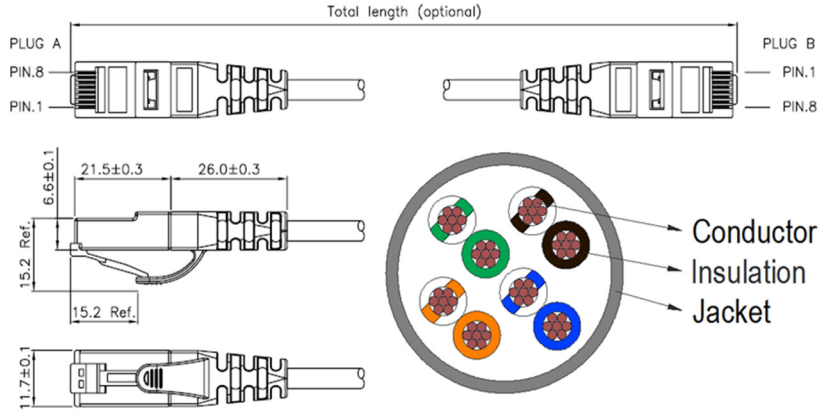





CAT6 UTP-28AWG

C6 UTP, 4 Pair, 28AWG Patch Cord, Slim Jacket

Slim



Application and Features

Compliant with the TIA 568C.2 & ISO 11801 Component level performance
 Supports IEEE802.3an , 568B Wiring
 Slim, Snag-Free Strain-relief boot design ensures ease of use in high density applications

Standards Compliance

ANSI/TIA 568C.2, ISO/IEC 11801
 IE61935-2
 IE60603-7, TIA 1096-A
 IE60332-1-2
 UL444
 RoHS

Patch cord High Frequency Performance
 Patch cord Mechanical & Structure
 Modular Plug Structure
 Cable Flame Retardant Standard
 Communication cable safety standard
 Environmental compliance

Patch Cord Specification

Pulling Tension
 Bending Radius (without load)
 Temperature Range

Max. 50N
 Min. 8 x Cable Diameter
 Installation 0 to 50°C
 Storage -20 to 70°C (Under static conditions)
 Operation -10 to 60°C (Under static conditions)
 1kV AC for 60secs
 100 Ohms ± 5 Ohms @ 100MHz
 69%

Dielectric Strength
 Mean Characteristic Impedance
 Nominal Velocity Propagation

Cable Specification

Conductor
 Insulation
 Cross Filler
 Braid
 Drain Wire
 Cable Jacket

Bare Copper, 28AWG, 7 x 0.127mm
 HDPE, OD 0.65mm normally
 N/A
 N/A
 N/A
 PVC, OD 3.8 ± 0.2mm, 0.48mm min. & 0.6mm avg. thickness

Plug & Boot Specification

Conductor


Phosphor Bronze, 50 micro-inch Gold plating over 100 micro-inch Nickel
 Plating on surface contact area. 0.3mm thickness, 2 prong for Stranded wire
 Poly Carbonate (PC), UL94 V-2, Compliant with IEC60603-7, TIA 1096-A
 N/A
 PVC

Housing
 Shield
 Strain-relief Boot

CLEARLINKS™



33% Slimmer Jacket



Smaller cable bundles

